

# SCRUB SHACK

An off-electricity grid  
private bathroom for  
glamping sites

**Now – with optional septic tank**



*Scrub Shack is manufactured by Treehouses and marketed by Swift Foundations  
Top Barn - Beckhouse Farm - Scagglethorpe - Malton - North Yorkshire YO17 8ED  
[www.scrubshack.co.uk](http://www.scrubshack.co.uk) [www.swiftfoundations.co.uk](http://www.swiftfoundations.co.uk) tel: 01944 758455*

# SCRUB SHACK

Private en-suite shower room right next to your guests' accommodation. An investment to generate extra income.




## Specification Options



### Original Scrub Shack - Standard

- Shower, loo, sink, and boiler
- Internal dimensions 2000 (R to L) x 2100mm
- Roof slope – South (lowest) to North (highest)
- Optional Kitchen (+ £900) can be fitted on North elevation
- Footprint, allowing for plinth foundations 2450 x 2550mm

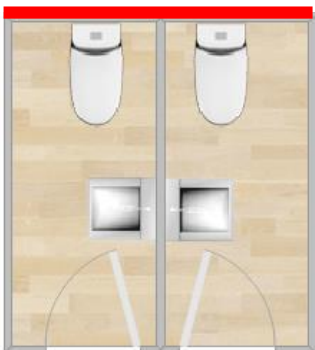

**£7050**



### Original Scrub Shack – without boiler

- Shower, loo, and sink
- Internal dimensions 2000 (R to L) x 2100mm
- Roof slope – South (lowest) to North (highest)
- Optional Kitchen (+ £900) can be fitted on North elevation
- Footprint, allowing for plinth foundations 2450 x 2550mm

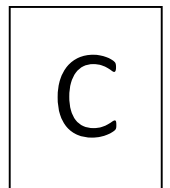
**£6050**



### Scrub Shack Toilets – without boiler

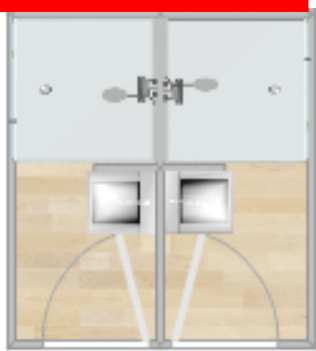
- Two loos, two sinks, two doors
- Internal dimensions 2000 (R to L) x 2100mm
- Roof slope – South (lowest) to North (highest)
- Optional Kitchen (+ £900) can be fitted on North elevation
- Footprint, allowing for plinth foundations 2450 x 2550mm

**£6050**



# SCRUB SHACK

Private en-suite shower room right next to your guests' accommodation. An investment to generate extra income.

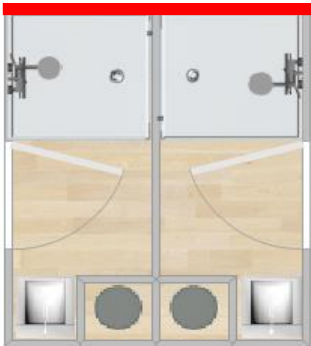


## Scrub Shack Showers – without boiler

- Two showers, two sinks, two doors
- Internal dimensions 2000 (R to L) x 2100mm
- Roof slope – South (lowest) to North (highest)
- Optional Kitchen (+ £900) can be fitted on North elevation
- Footprint, allowing for plinth foundations 2450 x 2550mm

**£6950**

D



## Scrub Shack Showers – with two boilers

- Two showers, two sinks, two boilers and two doors
- Internal dimensions 2000 (R to L) x 2400mm
- Roof slope – South (lowest) to North (highest)
- Optional Kitchen (+ £900) can be fitted on North elevation
- Footprint, allowing for plinth foundations 2450 x 2850mm

**£8950**

E




## Scrub Shack – optional Kitchen

- Lean-to bolt-on covered kitchen
- Sink, two-ring gas cooker, shelves
- Internal dimensions 2000 (R to L) x 1200mm
- Fits to the north elevation of the Scrub Shack, marked by red line on drawings
- Not available separately

**£900**

F



## Scrub Shack – optional septic tank

- Compact efficient and low profile (2640 x 1500 x 800mm deep)
- Need mains power – uses the same amount of electricity as a lightbulb
- Supplied with Noise Suppression unit
- Not available separately

**£3700**

G



# SCRUB SHACK

## Features

- Light weight construction, arrives completely assembled and with its own height- adjustable plinth foundations
- Can be installed on undulating or sloping ground (limits apply)
- Off grid solution - no electricity or gas required – simply connect to water and sewerage
- Water heated by quick acting integral woodburning boiler
- Natural light provided by Perspex roof
- Can be manoeuvred on a forklift – plinth foundations can be re-used

## Potential benefits to site owner:

- Charge a premium for a private shower room
- Higher occupancy rates and greater customer satisfaction
- Higher quality reviews and visitor return rates
- Short pay back period on capital invested
- Low maintenance units
- Less cleaning on change over days

